

Plickers



Socrative



is.gd/LFpadlet



Padlet

Quizizz



Forms



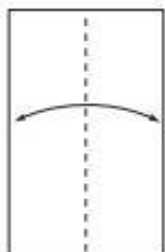
is.gd/LFforms

Focusing on Feedback in Digital Formative Assessment

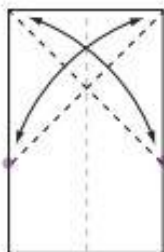
@TechCoachLizzy | @Sharon_CIT | @TechieAnna | @the_hoff_too | @ATCoachYang



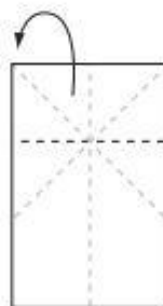
is.gd/origamifrog



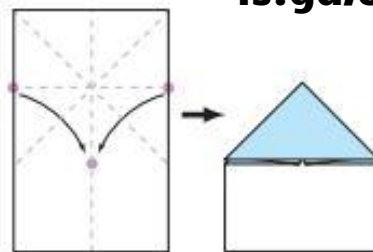
1. Start with a rectangular sheet of paper, white side up. Fold it in half & open out again.



2. Fold both top corners to the opposite edge of the paper. Your creases should look like this.



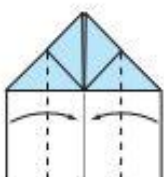
3. Where the diagonal creases meet in the middle, fold the paper backwards, fold the paper backwards, crease and open.



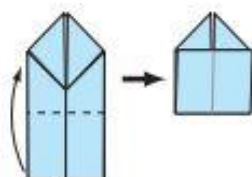
4. Hold the paper at sides, bring these points down to the center line, then flatten. The creases should do most of the work.



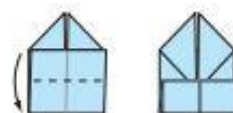
5. Fold the uppermost triangles up to the top point.



6. Fold sides into the center line.



7. Fold bottom of middle upwards so the end sits in the center of the top diamond.






8. Now fold the same part downwards, in half.



9. Turn over and your frog is finished! To make him jump, press down on his back as shown.



SESSION OBJECTIVES:

-  Examine the assessment cycle.
-  Compare digital assessment tools.
-  Align technology to consistent, frequent, and specific feedback.



MORE INFORMATION:



common sense

is.gd/hdv4Dw



GIVE & GET -
ASSESSMENTS