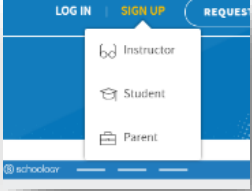
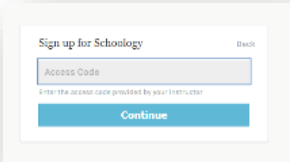
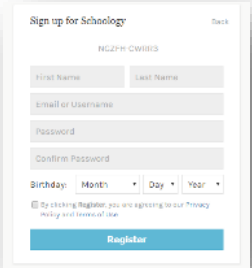





We have created a Schoology course for you to access all of our session materials. If you have a Schoology account already, all you have to do is join this course code: **NGZFH-CWRR3**

If you do not have a Schoology account, follow these steps to create your free account and join the course.

<p><b>Step 1:</b> Go to Schoology.com and click, Sign Up and choose Student.</p>	
<p><b>Step 2:</b> Enter the course access code: <b>NGZFH-CWRR3</b></p>	
<p><b>Step 3:</b> Complete the registration page with your information and then click <b>Register</b>.</p>	
<p><b>Step 4:</b> Click on Courses at the top of the page next to the Schoology logo. Then, click on the Learning Forward icon to navigate to the course.</p>	
<p><b>Step 5:</b> All content will be viewable on the date and time of the session. You know you are in the right course when you see the “Learning Forward” picture as the course image.</p>	